

SHEET NO: 1 OF 2

PROJECT:
PROPOSED 6No. SHADE SAIL STRUCTURE'S

CLIENT: WHITE CLIFFS PUMP TRACK
NEW SOUTH WALES

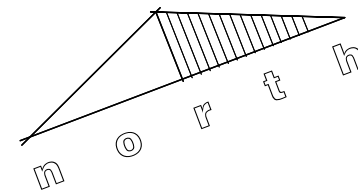
ADDRESS: No. 20 ETHEL STREET,
WHITE CLIFFS NSW.

SCALE: AS SHOWN DATE: JULY 2024

OVERALL SITE
LAYOUT PLAN.
SCALE: NOT TO SCALE

M C H E N Z I E S T R E E T

No. 20
ETHEL STREET,
WHITE CLIFFS NSW.
(WHITE CLIFFS PUMP
TRACK)



E T H E L S T R E E T

E V E L Y N S T R E E T

B E T H S T R E E T

28.90m BOUNDARY

124.73m BOUNDARY

144.15m BOUNDARY

147.28m BOUNDARY

200.75m BOUNDARY

C1-C12
proposed 12No. various
height column's to
shade soil, as per
manufacturer design
& specifications.

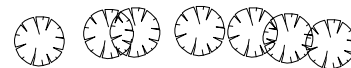
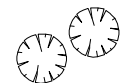
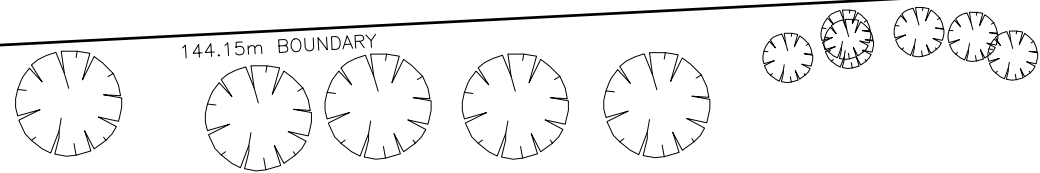
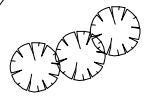
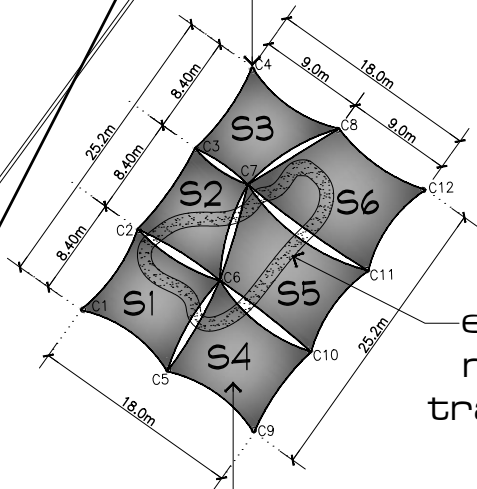
S1-S6. PROPOSED 6No.
CONJOINED SHADE SAIL'S
AS SHOWN.
TO MANUFACTURER
DESIGN & SPECIFICATIONS.

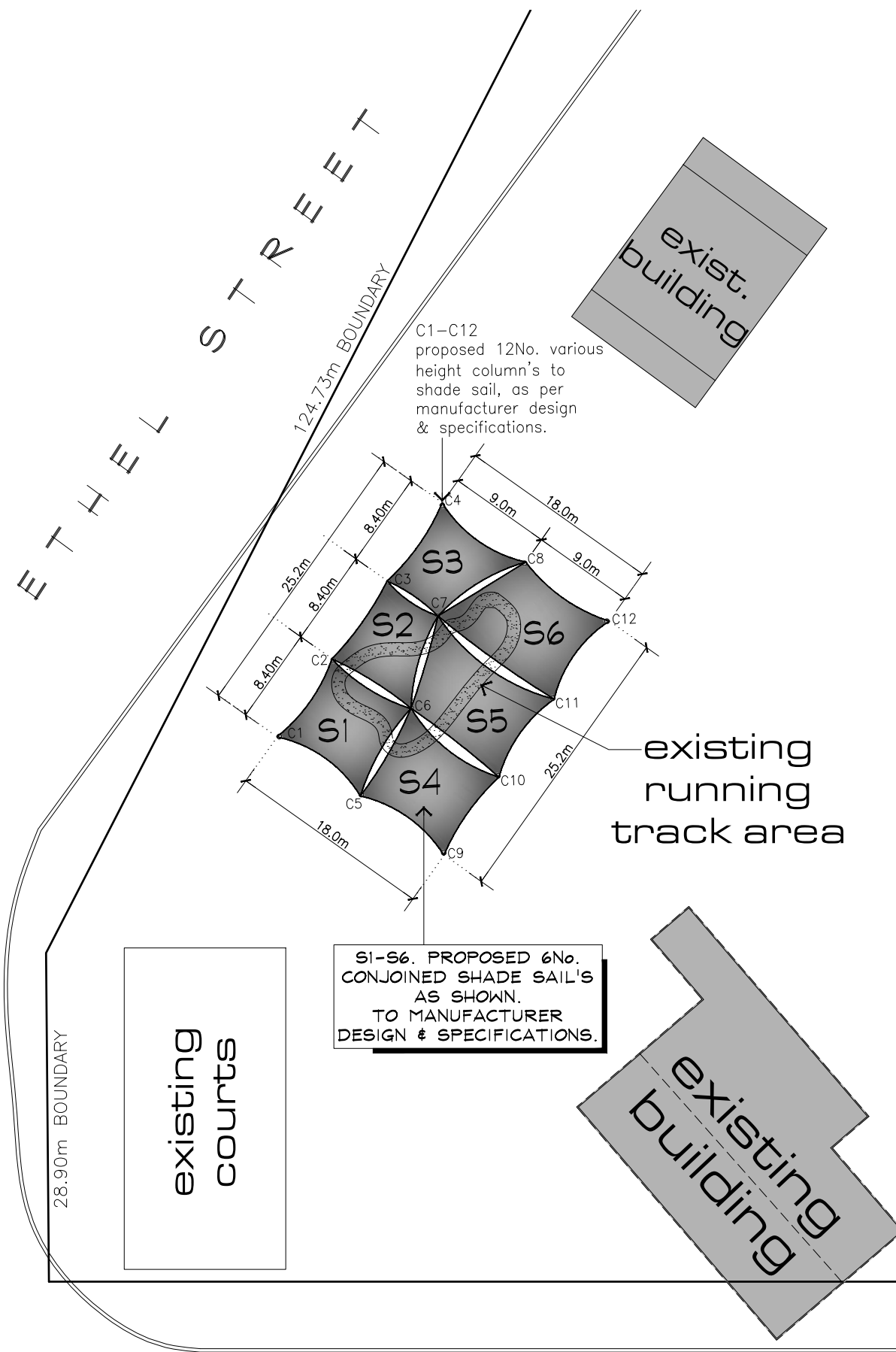
exist.
building

existing
building

existing
running
track area

existing
courts

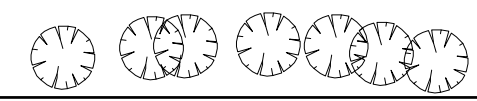
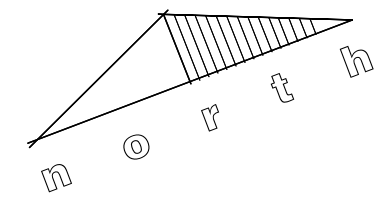




C1-C12
proposed 12No. various
height column's to
shade sail, as per
manufacturer design
& specifications.

S1-S6. PROPOSED 6No.
CONJOINED SHADE SAIL'S
AS SHOWN.
TO MANUFACTURER
DESIGN & SPECIFICATIONS.

No. 20
ETHEL STREET,
WHITE CLIFFS NSW.
(WHITE CLIFFS PUMP
TRACK)



ETHEL STREET

BETH STREET

S I T E L A Y O U T P L A N : S C A L E : 1 : 5 0 0

SHEET NO: 1 OF 2

PROJECT: PROPOSED 6No. SHADE SAIL STRUCTURE'S

CLIENT: WHITE CLIFFS PUMP TRACK
NEW SOUTH WALES

ADDRESS: No. 20 ETHEL STREET,
WHITE CLIFFS NSW.

SCALE: AS SHOWN DATE: JULY 2024

STANDARD MULTIPLE SHADE SAILS

